



99nicu – Your Forum in Neonatology!

Welcome to 99nicu, the community for pro's in neonatal medicine!

We have started 99nicu with the ambition to facilitate communication between neonatal staff. Our aim is to make 99nicu a busy meeting place with a friendly atmosphere, for exchange of knowledge, experience and opinions regarding the care of our little patients.

As a member, you can start discussions regarding any issue related to neonatal medicine, or simply participate in discussions initiated by other members. You can also post reviews, share video clips and start your own blog.

Please read this short manual on how to get started using the basic features of 99nicu. Then, visit and explore!

On behalf of the 99nicu Team,

A handwritten signature in black ink, which appears to read "Stefan Johanna". The signature is written in a cursive, flowing style.

Contents

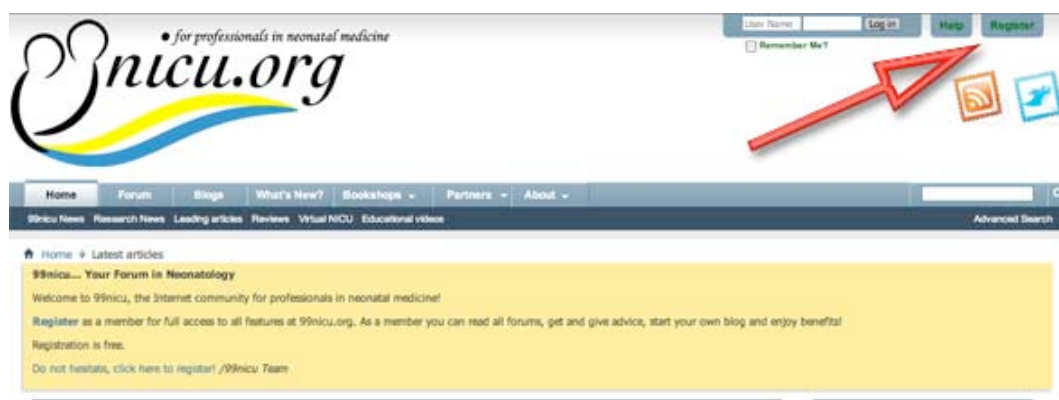
99nicu membership	3
Sign up	3
Confirm your registration	3
How to log in	4
If you forget your username / password	4
How to quite your membership	4
Your profile page and Settings	4
<i>The navigation bar</i>	5
<i>Discussion Forums.....</i>	6
Post comments in ongoing discussions	6
Start your own discussion	6

99nicu membership

Sign up

To get full access to all features at 99nicu.org, you need to register as a member. Visit the web site at www.99nicu.org/forum. Click “Register” in the top right corner and complete the registration form.

Make sure to enter a valid email address!



Confirm your registration

After you have completed the registration form, you receive an email. This email includes an “activation link” you need to click on to activate your membership.

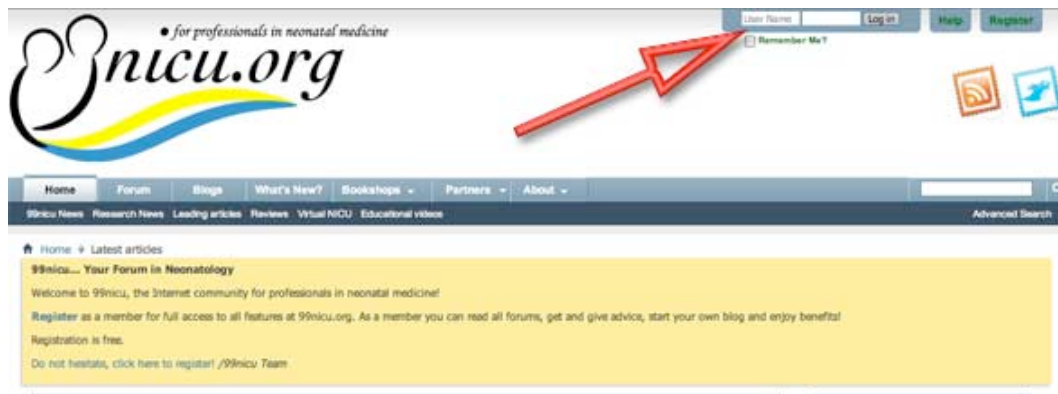
Thereafter your application is sent to a moderator for manual validation. As soon as he/she has approved your application, you receive a second email that the registration process is complete.

This two-step procedure may seem complicated but is necessary to exclude spammers and other non-legitimate registrations.

How to log in

You log in to 99nicu by entering your username and password in the top right corner of the main web page.

For your convenience, tick “Remember Me”. Next time you visit 99nicu from the same computer, you will be automatically logged in.



If you forget your username / password

Use this link to get a new password:

<http://www.99nicu.org/forum/login.php?do=lostpw>

You can also email info@99nicu.org for assistance.

How to quite your membership

Please email info@99nicu.org and we will erase your membership from the database.

Your profile page and Settings

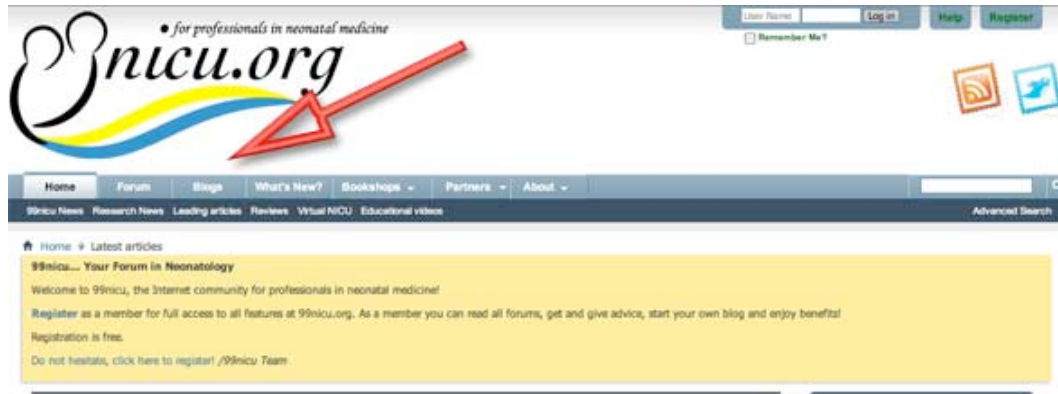
You should explore your Profile and the Settings. The Profile page is the page about you that other members can visit.

[Home](#)
[Forum](#)
[Blogs](#)
[What's New?](#)
[Bookshops](#)
[Partners](#)
[About](#)
[My Profile](#)
[Settings](#)
[Log out](#)

In the Settings you can change a lot of things. Importantly, here you can update your email address, change password. You can also add/edit your signature, profile picture, avatar, join groups, upgrade to a Supporting membership etc.

The navigation bar

You navigate at the site using the navigation bar at the top of the page.



The navigation bar has two levels.

The main buttons take you to the main sections of the community. Below, there are links related to the main section that is being active.

For example, if you browse *Home*, the lower links are the content categories at that section. If you browse *Forum*, you will see various community-links

The main sections are

- **Home** - announcement, Leading articles, Reviews.
- **Forum** - discussion forums. This is the core of 99nicu!
- **Blogs** - section for blogs written by member (see more info on page 00).
- **What's New** - gives a list of all updates since your previous visit. Useful!
- **Bookshops** - links to bookshops set up in collaboration with Amazon.
- **Partners** - section with logos of Partners and Sponsors.
- **About** - information about 99nicu, Disclaimers etc.

The best way to learn about everything is to browse around and explore!

But, spend a few minutes reading the **Frequently-Asked-Questions**. Click on the Forum button and the FAQ-link appears below, or simply use the link

<http://www.99nicu.org/forum/faq.php>

Discussion Forums

The main feature of 99nicu is discussions between members in so-called Forums. The 99nicu Forums are divided into several main categories. For example, in the category Neonatal Morbidity, there are forums such as Pulmonary disorders, Cardiovascular problems, Neurology and Infections.

Each forum contains discussions about that topic. Discussions are also referred to as *Threads*. For example, in the forum for Pulmonary disorders there are a number of threads about CPAP, lung mechanics, blood gases etc.

If you want to read a discussion, click on the title and the messages are displayed.

Post comments in ongoing discussions

First of all, you have to log in before you can post anything.

If you want to post a message in a discussion, just enter your response at the bottom of the page in the “Quick reply” box.

Start your own discussion

If you want to start your own discussion, you first need to consider which forum is most appropriate for your topic. For example, if you want to discuss limits for blood transfusions in preterm infants, you should start your discussion in the Hematology forum.

Choose the Hematology forum, by clicking on it, and then click on “New thread”.

A new page appears where you enter the title of the thread, and your message. There are a lot of options for your message. You can format the text, add links, images, Youtube-clips, start a poll and much more.